




★★★ Difficulty level ★ easy ★★ moderate ★★★ challenging

Weekend DIY with Mark Rayner – 35

You will need:

- Broom
- Bucket
- Clean water
- Garden sprayer
- Masking tape
- Paintbrush
- Paint tray and roller
- Resene Concrete Primer
- Resene Moss & Mould Killer
- Resene Non-Skid Deck & Path paint tinted to Resene Pompeii and Resene Scorched Clay
- Resene Paint Prep and Housewash
- Stiff-bristled brush
- Water blaster

Transform an old painted path or patio into a rich terracotta coloured walkway using Resene Non-Skid Deck & Path paint.




Step one

Sweep the previously painted concrete clean of any dirt or debris. Mix one part Resene Moss & Mould Killer to five parts clean water and apply generously using a garden sprayer. Leave for 48 hours.



Step two

Mix one part Resene Paint Prep and Housewash to three parts clean water and vigorously scrub the concrete with a stiff-bristled brush.



Step three

Waterblast the entire area to wash away soap residue – this will also help to remove any areas of loose paint. Allow to dry.




Step four

Spot prime any areas of bare concrete with Resene Concrete Primer and allow two hours to dry.



Step five

Apply two coats of Resene Scorched Clay to the concrete using a paint roller, cutting in, where necessary, with a paintbrush. Allow three hours for each coat to dry.



Step six

Mask off a 7cm strip, as shown, along the edge of the step.



Step seven


Apply one coat of Resene Pompeii to the masked strip, as shown and allow three hours to dry.



Step eight

Apply a second coat of Resene Pompeii and carefully remove the masking tape. Allow three hours to dry.

To get the look: Mark painted the pot with Resene Lumbersider tinted to Resene Barely There.



Other ideas:

For a paler terracotta finish use Resene Non-Skid Deck & Path paint tinted to Resene Footloose.

For more ideas and inspiration visit your local Resene ColorShop or www.resene.co.nz or www.resene.com.au.

Check out our special Artists section online www.resene.co.nz/artists/artists_canvas.htm or www.resene.com.au/artists/artists_canvas.htm.