

★★★ Difficulty level ★ easy ★★ moderate ★★★ challenging

Resene art with Mark Rayner – 35

You will need:


- Cloth
- MDF panel cut to fit frame
- Old, ornately moulded picture frame
- Paintbrushes
- Pieces of 'heritage style' wallpaper (we used pieces from a discontinued wallpaper sample book)
- PVA glue
- Ready mixed filler
- Resene Crackle Effect
- Resene Gold Effects
- Resene Multishield+ flat
- Resene Quick Dry waterborne primer undercoat
- Resene testpots of Resene Amulet and Resene Ivy Green (x2)




Step one
Fix the MDF panel into the back of the frame with PVA glue and allow to dry.




Step two
Fill any cracks in the frame with ready mixed filler and wipe off any excess with a cloth. Allow to dry.



Step three
Apply one coat of Resene Quick Dry to both sides of the MDF panel and allow two hours to dry.



Step four
Apply two coats of Resene Ivy Green to the frame and allow two hours for each coat to dry.




Step five
Apply one coat of Resene Crackle Effect to the frame and allow to dry.



Step six
Apply one coat of Resene Amulet to the frame and allow two hours to dry.



Step seven
Tear the wallpaper pieces into random shapes and fix to the MDF panel with Resene Multishield+, applying one coat of Resene Multishield+ over the wallpaper shapes. Allow to dry for two hours.



Step eight
Lightly brush Resene Gold Effects over the frame to create gold 'highlights'. Allow to dry before hanging.

Transform an old picture frame into a beautiful antique-effect collage with a little bit of help from Resene.



To get the look:

Mark painted the background wall with Resene SpaceCote Flat tinted to Resene Mystic.



Other ideas:

Create a sixties-inspired collage using purple coloured retro wallpaper and paint the crackle-effect frame with a base coat of Resene Paua and top coat of Resene Portage.

For more ideas and inspiration visit your local Resene ColorShop or www.resene.co.nz or www.resene.com.au.

Check out our special Artists section online www.resene.co.nz/artists/artists_canvas.htm or www.resene.com.au/artists/artists_canvas.htm.