

romancing the home

did you know...

that there is a new Karen Walker Paints range of colours? See www.resene.com/karenwalker for inspiration.

Right Walls in Resene Quarter Parchment are a restful backdrop for the eclectic collection of objects. This sitting area is an extension of the kitchen.

Far right The 1870s Akaroa cottage is painted Resene Hermitage with Resene Quarter Spanish White trims, a perfect foil to the pretty garden.

 Resene
Robins Egg Blue



Not much escapes the paint brush in the cottage of this talented homeowner.

Some people and their houses possess a kind of magic. Take Kirsty Cashmore. It helps that she lives in the dreamy, romantic, French-settler village of Akaroa, on Banks Peninsula near Christchurch. It also helps that she knows exactly how she loves to live. It's all about 'slubby' colours, textural contrasts, elegant antiquity and authentic materials. In two words her style is "rustic grandiosity"; an oxymoron perhaps, but true nevertheless.

Colour is one of her main backdrop ingredients. Genteel, elegantly antique furnishings with quality faded fabrics are the others.

Kirsty protests that she has no researched method of getting the colours perfect for her 1870 cottage. She just "gives things a go".

"If you sit and think about changing something too much, you end up scaring yourself and not doing anything. Just get in there and do it."

As business owner of Tully Linens in Akaroa, Kirsty likes to inspire people to boldly follow their stylistic dreams. "How often do men ask their wives' permission to buy a new fishing rod, or new tyres? So why should people (often women) restrain themselves when it comes to colours, paints, linens or antiques?"

Kirsty quickly adds that her partner Tom is great like that, not raising objections when she wants to change, paint, or add something to a scheme. "Tom's happy when I go for it with paint. I'm over the look of wood everywhere. It's been done to death in this country, and it's often just too dark, especially downstairs. I really love the pale, uplifting effect of whites, warm greys and blues against which you can have accents of favourite shades. In my case they're often aubergines, raspberry reds and greens."



Below Kirsty proves a functional kitchen is no bar to stylistic elegance.

Left Kirsty stresses that nothing is irreversible. Water-based effects in particular are easy to paint over.

Far left A collection of enameled spoons perfectly matches the house's paint palette.

Below left The dining room walls are Resene Foggy Grey.

Resene
Hermitage



Although Kirsty describes her style as “eclectic shabby chic”, there isn’t much here that could be dubbed truly shabby. Kirsty’s unerring eye means the house has more of Versailles about it than she admits. Elegant, ornate and unusually detailed mirrors, candlesticks, silver and glassware abound. But while this home may be French and Scandinavian in its interior influences, it’s a more rustic, collector’s take than a polished Parisian one.

Kirsty doesn’t paint walls and ceilings in isolation. She’s after a total effect, and that means coating floors and furniture too. And nothing, she stresses, is irreversible. Water-based effects in particular are easy to paint over, or even remove.

Aware of the need to avoid cold-looking whites, Kirsty mixes up her neutrals. “The secret really is to contrast several whites against each other. In different lights these shades reveal their subtle qualities, so that the overall effect avoids sterility and chilliness.”

All of the floor-boards in this two-storeyed cottage are Resene Ecu White from the Karen Walker Paints range, while most of the walls are Resene Quarter Parchment. The latter is valuable for being a warm white without being cream, Kirsty says. The dining room walls are ➤


Resene
Foggy Grey



did you know...

that the Resene Kitchen & Bathroom range combines anti-bacterial silver protection and MoulDefender mould inhibitor, perfect for minimising unwanted nasties in kitchens, bathrooms and laundries? Available in semi-gloss, low sheen and flat.

Above The quirky candle tree and the clawfoot bath, which came with its silvery finish, were found objects. The door and trims are in Resene Quarter Spanish White.

 Resene
Quarter Spanish White



The headboards are painted Resene Robins Egg Blue. The bedrooms are where Kirsty can give her love of fabrics full reign.

Resene Foggy Grey; a choice she loves because of its warm depth and strength. Ceilings and doors are Resene Quarter Spanish White. She has also used Resene Robins Egg Blue and Resene Sea Fog.


Not many objects make it past the front door without escaping Kirsty's paint brushes. She once bought a khaki-coloured industrial enamel locker for just \$40. Now painted Resene Robins Egg Blue, it's a fabulous (and useful) hidey hole for Kirsty's acquisitions. The same applies to a tall wooden dresser in one of the bedrooms which is actually a Japanese Kimono cupboard. Even the cupboard's fabric received a coat of paint, because it wasn't immediately to Kirsty's taste.

"I think I'm a bit ADHD really. I paint for a quick result, often only one coat. But that's the look I'm after anyway, not something uniform, glossy and perfect. My techniques give the right finish almost by default." The floors do, however, get several coats of paint, and often a touch up every few years.

Kirsty sighs. "I have so much stuff, and that's where the shop comes in." As Kirsty paints, she's already planned which soft furnishings and fabrics will work against the backdrop colours.

"Most people who come into Tully Linens are kindred spirits and become regular customers," Kirsty says. As they live throughout the country, her new website – www.tullyhouse.co.nz – has been urged on by them for years. H

words Liesl Johnstone
pictures Juliet Nicholas


Resene
Quarter Spanish White 



Most of Kirsty's furnishings are found and rejuvenated

Resene
Robins Egg Blue 

Get the look with
Resene SpaceCote Low
Sheen tinted to Resene
Quarter Parchment

Resene
Quarter Parchment 




Bedlinen:
Tully Linens, Akaroa

Resene
Sea Fog 



Get the exterior
look with Resene
Lumbersider tinted
to Resene Hermitage
and trims in Resene
Quarter Spanish White.

Resene Quarter
Spanish White 



Get the painted
floorboard look with
Resene Waterborne
Sidewalk tinted to
Resene Ecru White

Resene
Ecru White 

Resene
Hemisphere 

*turn the page for
alternative looks to
Kirsty's sitting area*

Resene
Robins Egg Blue 

alternative solution - it starts with the rug



^ This contemporary and elegant room uses walls in Resene Eighth Malta, trims in Resene Half Black White and a feature wall in Resene Meltwater. The timber floor is finished in Resene Deep Oak from the Resene Colorwood interior wood stains range. The room also features a mirror from Sarsfield Brooke, a Trio side table by DesignMade and a Criss Cross Bubble pendant light by George Nelson from Matisse. The chairs are recovered in Grange fabric, colour Sand, from Textilia.

□ Resene Eighth Malta

traditional forms meet contemporary colour



Anna Cuthbert of Cuthbert Interiors suggests this alternative scheme:

This scheme uses fresh contemporary colours but also includes some traditional forms, such as the roll arm and the turned leg on the sofa, to honour the age of the house. The inspiration for the colour scheme comes from the gorgeous New Zealand-made rug. Dark Wenge timber for the shelves and mantel as well as a black basalt hearth give a modern feel; the sofa legs are also stained dark. A feature wall in Resene Meltwater sits behind the shelves and serves to highlight any ornaments. Other walls are in the soft warm neutral of Resene Eighth Malta. I'm a big fan of supporting local businesses so most of the products here are locally made.

mobile 021 379 208 **email** anna@cuthbertinteriors.co.nz



illustration
Malcolm White



<
Harlo armchairs
Insight Furniture
www.insightfurniture.co.nz
09 524 0499
Woodmates venetian blinds,
colour Ecu
Luxaflex
www.luxaflex.co.nz
>



Resene Meltwater

>
Tembok rug in turquoise
by Harlequin
DesignMade
www.designmade.co.nz
09 529 2007
Barbara Coupe cushion
www.homeinteriors.co.nz
<



Resene Half Black White
Resene Bonfire
Resene St Kilda
Resene Escape



>
Copper sofa
Forma
www.forma.co.nz
09 368 7694 or 07 854 9495
Resene Deep Oak





^ A fresh and fun scheme enlivens this room, with a chimney breast in Resene Spotlight and walls in Resene White. The trims are Resene Half Thorndon Cream, while pink, yellow and green accessories finish the look.

 Resene
Spotlight

vibrant colour brings a fun element



Lisa Brook of Urban Habitat suggests this alternative scheme:

The room is designed around the fireplace, which has been painted in Resene Spotlight for a contemporary edge. Vibrant splashes of colour have been added to the room to make it fresh, youthful and fun. Adding a roman blind and voiles at ceiling height visually increases the window size and the oversized mirror in the alcove reflects light coming through the window. Painting the walls in Resene White keeps the space light and airy, while the modular sofa and casual floor cushions allow for plenty of seating in this compact space. Side tables and a rug add contemporary elements to contrast the traditional style of the fireplace. The ornate chandelier, distressed metallic mirror and soft voiles add vintage romance and some fun and funky pink accessories matched to Resene Smitten and Resene Bambina add a final burst of colour in this modernist yet traditional scheme.

mobile 021 558 794 **email** lisa@urban-habitat.co.nz



illustration
Malcolm White



<
Damasco chandelier
Accent Lighting
www.accentlighting.co.nz
>
Japanese Dolls cushion
Bolt of Cloth
www.boltofcloth.com



Resene
Half Thorndon Cream

>
Artic Daisy (Frost)
Designer Rugs
www.designerrugs.co.nz
09 300 6116
V
Black tempered glass table set
Iconic
www.iconic.co.nz
09 480 8386



Resene White
Resene Smitten
Resene Bambina
Resene Kandinsky



>
Charles sofa
Matisse International Furniture
www.matisse.co.nz

