

A modern living room with a tufted sofa, a white wicker pendant light, and a patterned rug. The wall is dark wood paneling. The text 'a fresh take' is overlaid on the right side of the image.

a fresh take

As the world takes a deep breath, design trends take a leaf out of Mother Nature's playbook.

top tip

Battens are an easy way of adding texture to a space. Paint using Resene Lustacryl in a darker shade to the wall colour for a big impact.

Last year the universe pulled the rug out from under us. There aren't many facets of life that haven't been disrupted by closed borders, industry changes or broken supply lines due to the pandemic. But often after times of great heartbreak and loss comes a period of healing. We've seen this in history following the Great War and World War II when society rebuilt with a new appreciation for life, friends and family. This is our time to grow and in turn, this season's trends are imbued with new positivity.

A lesson from the past year is we need to be kind to others, and we also need to be kind to ourselves. All that time cooped up indoors has highlighted that our homes need to be spaces that rejuvenate us, give us strength and help us to succeed. Life's complicated enough as it is without living in a space that's stressing us out. Our homes are now our sanctuary.

A new leaf

Natural design and spaces inspired by the outdoors are a big design trend. Being outdoors is good for the soul, and our time in lockdown only highlighted how refreshing it is to get out and smell the roses, crunch through fallen leaves and dip our toes in the ocean. This season's nature-inspired designs have more depth and texture than previous seasons. Wood, natural fibres, leaves, stone and clay all play a part in this new aesthetic – but this is not a botanical

design you observe at a distance, these natural elements are designed to be touched. Rattan, cane and linen make their way into homes, and wood comes to the fore. Wood stains are significant in 2021 says interior designer and Resene *BlackWhite* editor Laura Lynn Johnston.

"With a wood stain, you can see more of the natural beauty of the timber grain showing through, but you're still getting that beautiful depth of colour and texture," says Laura Lynn.

"With textural elements, you automatically get highlights, lowlights and shadows, so it creates cosiness and depth. Plus, there's that tactical element to it which makes for an even more engaging space."

Resene Colorwood timber stains can be applied to floors or walls – even ply will have a natural grain which comes to life. Battens, laid horizontally, vertically or in a grid are an easy way to add additional depth. A dark wood stain such as Resene Colorwood Sheer Black has a comforting cocoon-like quality.







Texture can be introduced to plastered walls using painting techniques such as rag rolling or colourwashing. Apply a base colour such as off-white Resene Arrowroot. Choose a topcoat colour such as Resene Half Alabaster diluted with Resene FX Paint Effects (a product that creates a semi-transparent colour) to create a limewashed effect. For a punchier look try Resene Whiskey Sour. >

Resene Arrowroot	
Resene Half Alabaster	
Resene Whiskey Sour	
Resene Quarter Drought	
Resene Triple White Pointer	
Resene Half Friar Greystone	
Resene Whitewash	
Resene Ironsand	
Resene Friar Greystone	
Resene All Black	
Resene Colorwood Sheer Black	
Resene Tapa	
Resene Colorwood Natural	
Resene Quarter Friar Greystone	

Opposite: Stained timber is an easy way to bring the natural design trend into your living room. Ply walls finished with a dark wood stain blend cosy old-world charm with the latest timber trend. The plywood wall is stained in Resene Colorwood Sheer Black with battens in Resene Lustacryl tinted to Resene All Black to create a textured and engaging space. Floor in Resene Colorwood Natural, pendant lamp in Resene Black White, sideboard in Resene Snow Drift and nesting coffee tables in Resene Bison Hide (large, left) and Resene Quarter Drought (small, right), large vase in Resene Half Hairy Heath, small vase in Resene Quarter Drought and lidded dish in Resene Tequila. Sofa from Nood, artwork from Cloud 9 Creative, rug from Adairs, cushion covers and marble dish from Città.

Right: The whitewashed trellis and textured painted wall create a soft and snuggly feeling in this conservatory. Back wall painted in Resene Triple White Pointer, side wall in Resene Half Friar Greystone with Resene FX Paint Effects medium coloured with Resene Quarter Friar Greystone applied to the wall using a large brush in a swirly motion then wiped off with a clean, dry rag to create a marbled effect. Tongue-and-groove flooring in Resene Triple White Pointer, trellis panels finished in Resene Whitewash, pallet bar painted in Resene Ironsand with top in Resene Friar Greystone, small plant pot in Resene Bitter, large planters in Resene All Black and Resene Tapa. Table and chairs from Early Settler, wine glasses from Adairs, plates, carafe and salad bowl from Kmart.



 Resene Snow Drift	 Resene Black White	 Resene Bison Hide	 Resene Half Hairy Heath	 Resene Tequila	 Resene Bitter
---	--	---	---	---	---

Down to earth

Colour trends are also in-line with nature as we enjoy the grounding quality of earth tones. Terracotta and olive greens are the stars of this new palette. These colours have evolved out of millennial pink and mint green, but are more grounded with accents of clay, cob and mud tones bringing them down to earth. Resene Tuscany is an orange terracotta with the dusty characteristics of its clay ceramic namesake. It's an easy shade to combine with other warm, nature-inspired tones such as creamy white Resene Pearl Lusta, tussock golds such as Resene Gold Coast and dark browns such as Resene Felix. But it also works well with cooler blues and stone colours – try Resene Raven. Other fashion-forward terracotta hues to try include Resene Sante Fe, Resene Prairie Sand and Resene Crail.







The sage colour that was big a few years ago has evolved into muddier olive greens which nod to the 1970s artisan revival (think brown and green Crown Lynn – not bellbottoms and dazzling disco). Try swampy Resene Wilderness paired with lighter Resene Stone Age and dark green plants. Other on-trend greens to try include Resene Swamp, Resene Scrub and Resene Olive Green.

The soothing colours of terracotta and olive pair together well. If you're combining the two, Laura Lynn suggests creating depth by creating a colour palette using lowlights, mid-tones and highlights in both colours.

"Many people choose mid-tones as their main colour, but those mid-range colours can be quite flat. You need to create depth to the look using highlights and lowlights; otherwise, the space will not be very comforting, and that's what we all want right now."

In this new palette, neutrals also go warmer. We side-step from cold greys towards warmer beiges such as Resene Dutch White, Resene Half Pearl Lusta and Resene Eighth Biscotti. Blues inspired by sea and sky are also here to stay.

"Ocean greens such as Resene Thor are really on trend right now. Add a hint of a yellow or orange to a blue/green room to balance it out." ➤

- | | |
|---|--|
|  Resene Dutch White |  Resene Thor |
|  Resene Half Pearl Lusta |  Resene Alabaster |
|  Resene Eighth Biscotti |  Resene Colorwood Sheer Black |



Above: Olive green and terracotta are big colours of the season. Mix both to create earth-tone bliss in a bedroom. Upper wall in Resene Stone Age, lower batten wall in Resene Wilderness, floor in Resene Green White, side table in Resene Alabaster with 'marble effect' in Resene FX Paint Effects medium coloured with Resene Rolling Stone, cactus plant pot in Resene Celeste, vases and dishes in Resene Lime White, Resene Beethoven, Resene Papier Mache, Resene Toffee, Resene Hampton, Resene Teak and Resene Twine and ball ornament in Resene Half Duck Egg Blue. Rug, mirror, cactus and olive cushion from Freedom Furniture, other bedding from Città, armchair from Contempa.

Left: Plywood background stained in Resene Colorwood Sheer Black with A4 drawdown paint swatches in (from left to right) Resene Half Hairy Heath, Resene Tequila and Resene Snow Drift, bud vase in Resene Buttercup and lidded dish in Resene Tequila. Throw and dish from Città.

- | | |
|---|--|
|  Resene Toffee |  Resene Teak |
|  Resene Hampton |  Resene Papier Mache |
|  Resene Lime White |  Resene Half Hairy Heath |
|  Resene Snow Drift |  Resene Beethoven |
|  Resene Half Duck Egg Blue |  Resene Buttercup |
|  Resene Pearl Lusta |  Resene Tuscany |
|  Resene Gold Coast |  Resene Sante Fe |
|  Resene Twine |  Resene Prairie Sand |
|  Resene Tequila |  Resene Stone Age |





Resene Palm Green
 Resene Gold Dust

Above: One of the most famous artists of the Art Nouveau era, Alphonse Mucha's striking style sets the tone in this richly coloured lounge thanks to Resene Wallpaper Collection HX4-027. Make a splash with this eye-catching mural in a hallway or living area with walls in Resene Eighth Blanc, flooring in Resene Colorwood Rock Salt, velvet furniture in hues inspired by Resene Palm Green and Resene Pirate Gold, plus select accessories in Resene Gold Dust metallic for a polished, gilded look.

Above right: A Victorian-style Anaglypta design, Resene Wallpaper Collection RD06671, painted in a sea green such as Resene Maestro, is ideal for below the dado line in a hallway or bathroom.



Resene Eighth Pearl Lusta

styling Kate Alexander, Laura Lynn Johnston, Vanessa Nouwens
images Bryce Carleton, Wendy Fenwick, Melanie Jenkins

For more trend-focused tips, pick up a free copy of *habitat plus* – decorating and colour trends from your local Resene ColorShop or reseller – or view it online at www.resene.com/habitatplus. It's packed full of ideas for how you can incorporate today's fashionable colours into your home.

A Nouveau direction

Art Nouveau was a style of art and architecture that put Mother Nature up on a pedestal. It's only fitting that given nature is so high on the style agenda that Art Nouveau is making a resurgence. The style, which was at its height between 1890 and 1910 in the Victorian and Edwardian eras, is an ornate celebration of nature. Think peacock feathers, curving whiplash lines, ornate florals and vine and leaf line designs. The movement, which predates Art Deco, was also a shift away from industrialisation and manufacturing towards craftsmanship.

Today, Art Nouveau's hand-drawn elements are a comforting antidote to our digitised world, and botanical designs remind us of how beautiful planet Earth is. Art Nouveau comes into the home with floral and ivy wallpapers (try Resene Wallpaper Collection RD06671, a textured pattern which can be painted in your favourite Resene colour). For the wow factor try a wall mural inspired by Art Nouveau artist Alphonse Mucha with Resene Wallpaper Collection HX4-027. The Art Nouveau colour palette is dominated by whites and greens with black accents. Keep an eye out for lilac and mauve coming into the fold in the future. The Arts and Crafts movement, which was at a similar time to Art Nouveau and had some crossover, is finding its way into décor too. See our room inspired by architect Frank Lloyd Wright, a prominent force in the movement on page 30. A newfound love of craft and hobbies has been sparked with extra time spent at home. Wool company Perriam sold out of wool due to so many people trying knitting during lockdown. This trend is translated into décor with more crafty homemade-looking pieces popping up in homeware stores and more of us creating our own bespoke pieces. For ideas for your own creative hobby space see page 74.

Colour chameleons

We've had to adapt during uncertain times and, with more of us working from home at least some of the time, multifunctional spaces are here to stay. Hallways become offices, guest bedrooms become yoga rooms, attics change to hobby spaces. Paint becomes a way of creating micro rooms and demarcating areas to relax, make and create. We're moving with the times and reinventing the way we live while doing it. **H**









Above: Resene Tuscany, a dusty orange raw terracotta, is a colour we have seen plenty of recently – and it's not going anywhere anytime soon. Background in Resene Tuscany with painted grid in Resene Raven and A4 drawdown paint swatches in (from left to right) Resene Felix, Resene Gold Coast, Resene Dutch White, Resene Blank Canvas, Resene Eighth Pearl Lusta, Resene Double Dutch White and tray in Resene Double Dutch White.

Right: Use a textured paint effect to give walls the look of European natural building materials such as cob, mudbrick or adobe. It's much easier to update if your style or tastes change. Back wall in Resene Arrowroot with Resene FX Paint Effects medium coloured with Resene Half Alabaster, skirting board in Resene Half Alabaster, painted 'tiled' floor in Resene Midwinter Mist with painted 'grout' in Resene Stack, left wall, desk and coat rack in Resene Explorer, low vase in Resene French Grey, lamp in Resene Stack with stripes in Resene French Grey, lidded dish in Resene Explorer and picture frame in Resene Arrowroot.

top tip

Crazy paving is popular in garden designs to create an organic, rambling feeling. Recreate the look of stone flooring indoors with Resene Midwinter Mist and 'grout' painted in Resene Stack.

- | | | |
|---|---|--|
|  Resene Half Alabaster |  Resene Stack |  Resene Arrowroot |
|  Resene Midwinter Mist |  Resene Explorer |  Resene French Grey |



Above: Painted floors are an easy – and cheap – way to add fashion-forward colours to a neutral room. Wall in Resene Eighth Pearl Lusta with painted 'tile' floor in Resene Tuscany, painted 'grout' in Resene Raven and door in Resene Felix. Cabinet in Resene Blank Canvas with doors in Resene Gold Coast and 'cane' in Resene Double Dutch White, hook racks and shelf in Resene Double Dutch White and lampshade in Resene Blank Canvas and Resene Double Dutch White. All other items stylist's own.

- | | | |
|---|--|---|
|  Resene Eighth Pearl Lusta |  Resene Blank Canvas |  Resene Felix |
|  Resene Raven |  Resene Gold Coast |  Resene Dutch White |
|  Resene Tuscany |  Resene Colorwood Rock Salt |  Resene Double Dutch White |

