




Get more kitchen decorating ideas at www.resene.com/kitchenideas or at www.habitatbyresene.com.

Left and below: Resene Colorwood Whitewash brings out the beauty of the American oak kitchen in this rebuilt quake-damaged home, owned by Liesl and her family. The walls are Resene Spanish White and the trims are Resene Quarter Villa White.

pictures Juliet Nicholas

-  Resene Spanish White
-  Resene Quarter Villa White
-  Resene Colorwood Whitewash

it's only natural

When the Johnstones of Christchurch were in line for a complete rebuild of their 1920s quake-wrecked house, they decided to let the professionals lead. The kitchen, as they say, is the hub of the home, so when architect Ashley Muir of Mason & Wales thought it should open to the garden and be bathed in day-long sun, many decisions followed naturally.

The kitchen was to be rich with timber – American oak. To enhance the pale beauty of the timber, owner Liesl opted for Resene Colorwood Whitewash, topped by two coats of Resene Aquaclear. The pale yet warm aesthetic set the tone for all the other colour choices, such as the Resene Spanish White on the walls, and encourages occupants to look beyond, to the garden. The trims are Resene Quarter Villa White. Says Liesl: “I had always wanted a whitewashed timber interior. It’s already garnered many compliments, and feels enduringly fresh.”

Once a black oven had been chosen, shiny textured tiles followed. Next, the lighting had to be gutsy, authentic, and honest, as did the kitchen handles.

The couple didn’t spend time worrying about how the kitchen would function; they successfully left that to architectural designer Stephen Cashmore. **H**



design www.stephencashmore.co.nz