

Raw-looking materials are a feature of the house, with the plywood kitchen cabinets finished in Resene Rock Salt stain and Resene Aquaclear. A shot of colour is created with Resene Wasabi on the upstand and splashback.

Resene
Wasabi



softly softly

Soft whitewash-effect cabinets and a shot of green give this kitchen natural good looks.

From amidst the grunty robustness and honesty of a house sculpted from concrete and finished with sweeping plywood walls, a bright pop of Resene Wasabi green springs from the kitchen.

It's a fitting colour, matching the sweeping grass pastures outside the large windows in the adjoining living room. Used sparingly, it freshens the kitchen's glass splashback as well as an upstand at the end of the island bench.

Joining it, the plywood cabinets have a soft whitewash-effect finish, created by using the pale Resene Rock Salt stain from the Resene Colorwood range, which is then topped with protective coats of Resene Aquaclear. Pine battens decorate one wall of the kitchen, and were given the same treatment.

Says homeowner Ann: "I did not want the typical blonded ply finish... We wanted the timber grain to still be obvious but with a white background." She and husband Noel had the perfect person to discuss




their desires with – their niece Tessa Macrae, who worked at the local Resene ColorShop in Masterton for several years. Any walls that aren't ply, and the ceilings, are painted in Resene Quarter Tea.

Aside from the green touches, a feature of the kitchen is the unusual Elica extractor fan, which looks more like a light fitting. It has an extensive filtering system so doesn't need to be vented.

The kitchen layout was included on the house plans, from Studio of Pacific Architecture in Wellington with input from Ann. At one end of the kitchen, a walk-in pantry has a second sink.

Ann has a dislike of stainless steel appliances so chose white instead. When it came to the bench, however, stainless steel won out for its durability and resistance to heat and staining. **H**



pictures Terry Hann
words Sharon Newey

Resene
Quarter Tea 





Left: A pantry sits at one end of the kitchen behind doors in Resene Quarter Tea.

Below: American White Oak flooring was chosen for the kitchen instead of the polished concrete used in the rest of the house to give a more forgiving, softer surface to stand on while working in the kitchen.



Elica extractor fan



Resene
Half Tea 



*Kermadec
sink mixer
from Greens*

Get the look with Resene Imperite tinted to Resene Wasabi.

Benchtops: 2K Design & Manufacturing Engineers, Masterton

Kitchen joinery: Prestige Joinery, Masterton

 Resene
Wasabi

Resene
Curiosity 