



# let there be light

**Above:** The pendant light in Resene Sunbaked in this bedroom is the star of a graduated terracotta colour scheme. Walls in Resene Raindance (try Resene Botticelli) with Resene Just Dance (try Resene Wax Flower), footstool and vases in Resene Sorbet (try Resene Tuft Bush), Resene Shilo and Resene Sunbaked (try Resene Tuscany). The flooring in Resene Colorwood Mid Greywash anchors the room. Petra Leary artwork from endemicworld.

- Resene Tuft Bush
- Resene Wax Flower
- Resene Tuscany
- Resene Botticelli
- Resene Colorwood Mid Greywash

**Of course, windows are** the best source of general light but given a bedroom is more often used in the evening and at night, the lighting you choose is important.

Having just one central pendant light in a bedroom probably won't cut it. It will give good general light but won't be very atmospheric and won't provide specific lighting for tasks like reading or finding items in your wardrobe.

If you read in bed, you'll need good task lighting either with an adjustable desk-style lamp or wall lights. If you're part of a couple and one of you likes to read later into the night, consider a small bendy light that will allow you to see but not disturb your partner.

If you regularly get up in the night to use the bathroom or check on young children, consider low set sensor nightlights – these can be wired in, plugged into a socket or powered by batteries and stuck onto the wall.

A strip of LED light in the wardrobe will make identifying your favourite black dress or pair of jeans easier. A floor or table lamp that casts a soft pool of golden light will be a good mood-setter – for romance or simply for feeling relaxed.

The type of light and bulb you use could also make a difference. White and blue light may make you more alert so are not ideal for winding down at the end of the day, but they are good for task lighting. Warm-hued bulbs are best for bedrooms, even in your reading lamps.

Lighting also affects how we see paint colours so the shade you have chosen and fallen in love with during the day may look quite different in your bedroom at night, especially when it comes to subtle neutrals. A warm biscuity tone may look grey-tinged under whiter lights, or a soothing clay colour can turn orangy under warm light. To avoid this, paint an A2 sized piece of card in the Resene testpot colour of your choice, pin it to the

wall of your bedroom and view it under all types of light – daylight, when your general lighting is on, and when you just have lamps or bedside lights turned on.

Try choosing lower wattage bulbs to keep the mood relaxed or choose lampshades that diffuse brightness. Dimmers are useful in the bedroom, as are smart bulbs that respond to vocal or phone-app commands to take things down a notch.

If you live in a city, it can sometimes be difficult to cut down on the light pollution from streetlamps, nearby storefronts or signage. But finding ways to cut down on unwanted light seeping in at night will make falling asleep that much easier. Seek out window treatments that will obscure outside brightness at night but don't block it during the day: Lightweight curtains or Roman blinds in a beautiful fabric with blackout lining behind will work a treat.

The Resene Curtain Collection is designed to work with popular Resene colours. The selection includes patterns and colours through to neutrals designed to complement a wide range of colour schemes. Select your favourite Resene Curtain Collection fabric and purchase custom made curtains from your local Resene ColorShop and get them delivered to your home or get your curtain specialist to produce curtains/roman blinds or other drapery to suit. These fabrics are suited for window treatments and other soft furnishing items.



**Right:** Accentuate your lighting and amp up the drama by painting spotlights onto your wall. This design features light beams painted in Resene Echo Blue onto the Resene Astronaut wall. The pendant lights and plant pots are in Resene Alabaster and the flooring is in Resene Smokescreen.

- Resene Alabaster
- Resene Astronaut
- Resene Echo Blue







## *Touch the wall lighting*

Have you ever fumbled in the dark trying to find the light switch? Or tried to reach an awkwardly placed light switch and found yourself wishing that it wasn't so hard to reach?

Resene SmartTouch conductive paint makes turning lights on and off so much easier. Rather than stumbling around in the dark trying to find the light switch or twisting yourself into a contortionist trying to reach an awkward switch, your wall can become the switch with Resene SmartTouch. Simply tap the wall finished in Resene SmartTouch to switch the lights on and off.

Perfect for beside a bed, or on the wall on the way to the bathroom.

	Resene Solitude		Resene Frozen
	Resene Half Spindle		Resene Biscay

**Right:** Turn on your lights by simply tapping the walls by using Resene SmartTouch. This conductive coating can be connected into your electrical circuit by a professional electrician. Wall in Resene Frozen, with headboard painted in Resene SmartTouch topcoated in Resene Biscay. Flooring in Resene Solitude and bedside table in Resene Half Spindle.

