

sultry

and sophisticated

Wall in Resene
Cinnamon,
furniture and
accessories
from Nood.



A sophisticated space isn't just beautiful to look at – it also makes you feel beautiful while you're in it. These rooms are places where you feel chic; where you can be well-dressed and feel that you belong. But more than that, a sophisticated interior has the ability to make a grand statement. It's not about having ultra-expensive furniture and rare art; it's about being well-tailored and well-balanced.

While you'll want your space to exude beauty, it also has to be liveable and welcoming. You need to be able to feel comfortable in it, and it should still be reflective of your personality. One easy way to bump up the chic factor without the need to completely reinvent your room is to mix a strong dose of a high contrast hue like black into a lighter colour scheme – especially in a high-gloss finish.

Black is unquestionably classic, glamorous and timeless and can be made to work with literally any colour. And more often than not, a little is all you need to chic up your space.

Right: Light meets dark in this clever home office corner. Upper wall, desk file and pencil cup in Resene Cashmere, curved wall effect in Resene SpaceCote Low Sheen tinted to Resene Nocturnal over two coats of Resene FX Magnetic Magic, desk, shelves, coat rack and pendant lamp in Resene Lustacryl semi-gloss enamel tinted to Resene Nocturnal, bin in Resene Sepia, painted books in Resene Zeus and Resene Double Cod Grey, tea light holder in Resene Rebel and vases and bowls in Resene Sepia, Resene Rebel, Resene Zeus, Resene Double Cod Grey, Resene Swiss Coffee and Resene Triple Rice Cake. Chair from Mood Store, rug from Freedom Furniture.

Resene Zeus
 Resene Nocturnal
 Resene Double Cod Grey







Resene Swiss Coffee
 Resene Cashmere
 Resene Rebel
 Resene Triple Rice Cake
 Resene Cinnamon
 Resene Sepia

Paint accessories, lamps and chairs in Resene Lustacryl semi-gloss tinted to Resene All Black to bring chic pops of sophistication into your space. Or, opt for Resene Enamacryl gloss for a higher sheen contrast.




Left: Clean lines, subdued colours and high contrast. Back wall in Resene Calico, left wall in Resene Armadillo, pendant lamp and shelves in Resene Rolling Stone, architraves and picture frames in Resene Blackjack, floor in Resene Sugar Loaf with marbled effect in Resene FX Paint Effects medium tinted to Resene Black Haze and striped rug in Resene Jaguar and Resene Alabaster. Chair from Cintesi.

Right: Wall and shelf in Resene Kelp and floor in Resene Colorwood Dark Ebony timber stain. Painted accessories on shelf in Resene Nero. Lamp and chair from Good Form.

-  Resene Alabaster
-  Resene Black Haze
-  Resene Sugar Loaf
-  Resene Calico
-  Resene Rolling Stone
-  Resene Armadillo
-  Resene Nero



While you may think of black as straight black, there are many variations to choose from with undertones of blue, red, green and yellow or variants lightly softened with white. Always test your black with the rest of your palette in natural lighting and at night to ensure all your undertones harmonise well with each other.

-  Resene Blackjack

-  Resene All Black



Trend: built-ins
See page 54



Resene
Kelp



Resene
Colorwood
Dark Ebony



Above: Walls in Resene Settlement and floor in Resene Colorwood Rock Salt timber stain. Chair, pendant lamp, baskets and dresser from Città, rug and cushion from Mulberi.

 Resene
Settlement

 Resene
Jaguar

 Resene Colorwood
Rock Salt