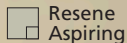


# minimalist

## Mediterranean



Resene  
Aspiring



Resene  
Siam



Resene  
Teak



Resene  
Woodsman Uluru

**The importance of** today's home acting not only as a shelter but as a retreat can easily be reinforced with the right choice of finishes. While there are a number of decorating styles that can help accomplish this goal, there are not many that match the warmth and comfort of a minimalist Mediterranean-inspired design. These types of homes are havens for everyone who thrives in sun-kissed places that bridge the gap between outdoor and indoor environments. Simple and elegant, these spaces celebrate open-plan living and rustic finishes.

Built upon Italian, Spanish and Moroccan traditions, this style is rooted in slow living and embraces minimalism through simple lines, natural materials and soft, earthy colour schemes. But the trend also stems from a grown-up and refined evolution of free-spirited 'boho-chic'. Woven baskets, handmade ceramics, ethnic patterns and paint colours that radiate warmth are just the ticket to bringing serenity and comfort home.

### *how to get the look:*

- Anchor your colour palette with warm, earthy neutrals – think beige, white, brown and terracotta. For added interest, layer in a discrete pop of colour.
- No-fuss, no-frills, no glitz – these types of spaces should be approachable yet elegant and sophisticated in their minimalism. Focus on balance and ensure each element of

your design is working together and forgo unnecessary distractions.

- Celebrate the 'less is more' mantra by seeking out timeless designs. If you need new furnishings or accessories, look to those with fine craftsmanship, visual interest and elements of tactility. Seek out irregular and organic shapes that are evocative of simpler times.
- Bring in raw finishes that suggest a handmade or artisan feel on walls, surfaces, shelves, objects, art and décor. Use Resene Resitex or Resene Sandtex to add a textured surface to walls, vases and other decorative elements. Or, use Resene FX Paint Effects medium to create a smooth yet softly mottled effect on walls or flooring for visual texture by sponging on or rag rolling a slightly contrasting tone, such as Resene Aspiring over Resene Moon Mist.
- Choose naturally-derived materials like stone, terracotta and textiles made from natural fibres like cotton, linen and wool for furnishings. Rattan and sisal wrapped or woven designs will add further tactility and warmth. If collecting pieces from a range of sources, paint them all a single neutral Resene hue, such as Resene Grey Olive, for continuity.

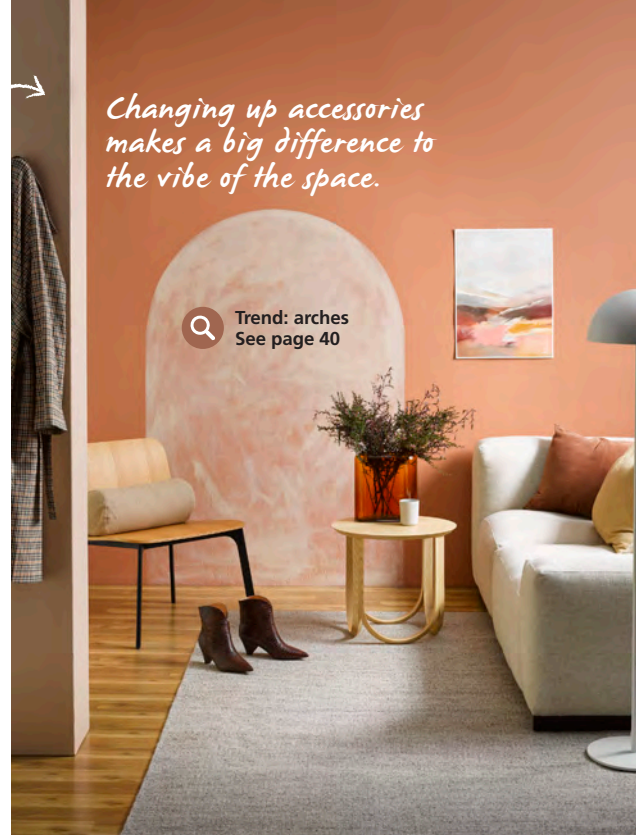


**Above and right:** Back wall in Resene Sante Fe, arch rough brushed in Resene Cashmere for visual texture, front pillar in Resene Cashmere, floor in Resene Colorwood Natural timber stain. Furniture, lamp, rug and cushions from Città.


**Opposite:** Back wall in Resene Aspiring with paint effect in Resene FX Paint Effects medium coloured with Resene Moon Mist, right wall, breeze blocks and vase in Resene Moon Mist, bench seat in Resene Aspiring, deck in Resene Woodsman Uluru, table and large plant pot in Resene Teak, tray in Resene Flax and small plant pot in Resene Siam. Cushions from Allium Interiors and Shut the Front Door.


*Changing up accessories makes a big difference to the vibe of the space.*

 Trend: arches  
See page 40



Add earthy Mediterranean-style texture with Resene Sandtex or Resene Resitex or use Resene FX Paint Effects to create a Mediterranean-style look without the tactile texture.

Resene Flax 

Resene Cashmere 



Resene Sante Fe 