

# dawn to dusk




**For elemental, nature-inspired** colours with a truly contemporary feel, dusty desert and terracotta hues simply can't be beat.

Seemingly baked with heat, these rosy earth hues are inherently cosy and lend themselves well to lounges and other rooms you like to linger in. Browner shades are becoming the variation of choice over the earlier pinker versions meaning deeper clays like Resene Desperado, Resene Redwood or Resene Hairy Heath are the ones to watch. Whether you use them in small doses or splash them around liberally, they're extremely effective at grounding a space. Try them with soft olives like Resene Double Tana, a rich blue-green like Resene Deep Teal or a violet grey like Resene Bastille.

Layer desert-like shades together to create a tonal sunset effect. Try combining Resene Crail, Resene Sante Fe, Resene Cashmere and Resene Burnt Sienna for a toasty look fit for a casual living room. For something completely different, team your favourite terracotta with a celery white like Resene Arrowroot and add a pop of a vibrant cerulean blue such as Resene Resolution Blue as a point of contrast.

**Left:** Wall in Resene Cashmere, floor in Resene Colorwood Natural timber stain. Rug, chair, cushion, lamp and tables from Freedom Furniture.

**Right:** Background in Resene Sunbaked with lidded containers in Resene Sante Fe (large) and Resene Stonewashed (small) and vases in Resene Waiouru (on tray) and Resene Grey Olive.



Resene Sunbaked

Resene Desperado

Resene Double Tana

Resene Stonewashed

Resene Redwood

Resene Deep Teal

Resene Grey Olive

Resene Hairy Heath

Resene Mercury



Resene Loblolly


Resene Shilo

Resene Half Gull Grey


Resene Quarter Blanc

**Above:** Back wall in Resene Loblolly with Resene FX Paint Effects medium coloured with Resene Half Gull Grey, front wall in Resene Sakura with Resene FX Paint Effects medium coloured with Resene Quarter Blanc, floor in Resene Mercury, desk and skirting boards in Resene Snow Drift, shelf in Resene Loblolly and boxes (on shelf) in Resene Snow Drift and Resene Sakura. Chair from Freedom Furniture, lamp from Good Thing, sculpture from Good Form, rug from Grounded Homeware, art by Brenda Clews, arch mirror from The Warehouse, Resene Harmony Voile - Blonde curtain from the Resene Curtain Collection.


**Right:** Wall and pots in Resene Shilo, floor in Resene Sunbaked. Sofa and chair from Me & My Trend, rug and screen from Mood Store.


 Resene Cashmere

 Resene Crail


 Resene Resolution Blue


 Resene Sante Fe


 Resene Burnt Sienna

 Resene Sakura

 Resene Waiouru

 Resene Colorwood Natural

 Resene Snow Drift

 Resene Bastille

 Resene Arrowroot

### top tip

Look for pinks with dusker undertones as they are easier wall colours to live with than brighter versions.



- Resene Half Barely There
- Resene Double Wheatfield
- Resene Eighth Stonehenge
- Resene Pumice
- Resene Corvette
- Resene Tacao
- Resene Whiskey Sour
- Resene Florentine Pink
- Resene Tasman
- Resene Beethoven
- Resene Hot Toddy
- Resene Dark Buff
- Resene Double Stonehenge
- Resene Slate Brown
- Resene Ebony Clay
- Resene Cinnamon
- Resene Avalanche



**Above:** Greige, which is – as its name suggests – a mix of grey and beige, is a gorgeous hue for grounding a bedroom. Perk it up with a few pops of apricot to add character and interest, such as Resene Corvette on this pendant lamp, mirror and tote bag bottom. Back wall in Resene Eighth Stonehenge, right wall in Resene Half Gin Fizz, floor in Resene Colorwood Mid Greywash, slatted headboard in Resene Double Stonehenge, skirting board and shelf in Resene Ebony Clay, vases on chair in Resene Double Stonehenge (tall), Resene Half Barely There (medium) and Resene Cinnamon (small). Duvet cover, pillowcases, quilt, tote and mirror from H&M Home, throw, cushions and slippers from Collect Living, chair from Kmart, art from endemicworld.

## *apricot emerges*

Among the latest fashionable hues, dusty peaches have begun emerging with versions like Resene Whiskey Sour, Resene Beethoven and Resene Florentine Pink being the ones to look to. As with most trending colours that are in their early days, bringing in small touches of these colours is a good place to start. Pick up a few testpots in Resene Corvette or Resene Tacao and paint them on smaller items such as plant pots or a jewellery box to introduce the colour slowly. If you really warm up to it, go bolder by painting it over a statement piece of furniture like a sideboard or dining table for a room-defining look.

## *made to match*

Can't find the right artwork to match the colour you want to use in your space? Why not pick up a few Resene testpots in colours that coordinate and create some yourself! These pieces were made using Resene Corvette and Resene Rakaia painted on stiff white cardboard.

- Resene Half Gin Fizz
- Resene Rainee
- Resene Spanish Green
- Resene Colorwood Mid Greywash
- Resene Rakaia

Visit [www.habitatbyresene.com/tips](http://www.habitatbyresene.com/tips) for plenty of ideas and instructions on how to make different kinds of creative artwork for your home.



- |  |  |
|--|--|
| <input type="checkbox"/> Resene Double Alabaster | <input type="checkbox"/> Resene Bluff      |
| <input type="checkbox"/> Resene Umber White      | <input type="checkbox"/> Resene Moccaccino |
| <input type="checkbox"/> Resene Spring Wood      | <input type="checkbox"/> Resene Big Bang   |
| <input type="checkbox"/> Resene Ebb              |  |
| <input type="checkbox"/> Resene Pearl Bush       |  |
| <input type="checkbox"/> Resene Urbane           |  |
| <input type="checkbox"/> Resene Wafer            |  |



## barely-there blushes

One of the most defining colours of the decade, pink continues to be popular. A far cry from when the first pops of millennial pink began to appear, today's pinks have transitioned into much dustier territory, becoming more refined and mature in the process. Pinks have also slowly been desaturating, meaning blush tones with a slight tint of pink are the current trending option. In a way, these hues represent a new take on off-white.

Surround cooler blush pinks like Resene Dust Storm, Resene Soothe, Resene Wafer, Resene Ebb with contrasting greyed greens, steel blues or iron reds such as Resene Rainee, Resene Bluff or Resene Moccaccino to make these soft shades recede into a beautiful neutral backdrop. Or, layer them together for a feminine space but with a more neutral – and liveable – edge.

**Above:** Wall in Resene Wafer with hand-painted polka dots in Resene Double Alabaster, floor in Resene Pearl Bush, bedside table in Resene Big Bang, toy box in Resene Urbane with triangle design in Resene Big Bang, cacti pot in Resene Dust Storm and mason jars in Resene Umber White and Resene Spring Wood.

## a lick of lilac

Lavender and lilac hues have also been making a more pronounced appearance as a home décor accent colour. Calming and romantic, these colours are often best used in a bedroom as a beautiful contrast to toasted caramel and coffee tones. Look to greyed variations like Resene Sonique, Resene I Do, Resene Alluring or Resene Vintage as a counterpoint to Resene Hot Toddy, Resene Dark Buff and Resene Caffeine. Or, try them at the bath with silvery sage greens like Resene Spanish Green, Resene Tasman and Resene Pumice and a deep midnight blue like Resene Avalanche for a modern take on an English country vibe.



**Below:** Background in Resene Innuendo, leaf plate in Resene Green Smoke and painted vessels in (from left to right) Resene Slate Brown, Resene Double Wheatfield, Resene Avalanche, Resene Marionette and Resene Deluge.

- |                                      |   |  |  |
|--------------------------------------|---|--|--|
| <input type="checkbox"/> Resene I Do | <input type="checkbox"/> Resene Sonique | <input type="checkbox"/> Resene Marionette | <input type="checkbox"/> Resene Caffeine |
|--------------------------------------|---|--|--|

