

# whites

warm up



**The minimalist movement** has encouraged many of us to live a more clutter-free and thoughtful life. With this, shades associated with minimalism – such as creams, beiges and whites – are popular choices for anchoring interior colour palettes.

Creamier shades of white and, in particular, those that feature more colourful undertones have become desirable for their inherent simplicity that can also be manipulated with different types of lighting. Resene Half Tea – a timeless neutral that shifts dramatically richer and deeper as the sun sets – is a reigning favourite for this reason. Try it with a grey-beige like Resene Napa, deep purply browns like Resene Rebel or a steely blue like Resene Bismark.


Resene Cararra is another great option if you'd like a neutral white that still carries plenty of warmth. Try it with a golden beige like Resene Crowdpleaser, a muddy brown like Resene Route 66 and a deep gravel like Resene Porter. Or, look to a classic like Resene Half Spanish White and pair it with Resene Eighth Stonewashed.

**Left:** The vignette on this hall table beautifully demonstrates an on-trend palette anchored with whites that have subtle coloured undertones. The wall is painted Resene Merino, the artwork is in Resene Half Truffle with Resene Double Ash and Resene Tapa details, the table is in Resene Double Bison Hide, the wooden box and the bowl are in Resene Quarter Bison Hide and the vase is in Resene Canterbury Clay.





Background in Resene Cararra, plate in Resene Crowdpleaser, vase in Resene Route 66 and cups (from left to right) in Resene Shabby Chic, Resene Porter and Resene Just Dance.


 Resene Half Tea


 Resene Napa


 Resene Rebel

 Resene Bismark


 Resene Cararra


 Resene Crowdpleaser


 Resene Route 66


 Resene Porter

 Resene Merino


 Resene Half Truffle


 Resene Double Ash

 Resene Double Bison Hide


 Resene Quarter Bison Hide


 Resene Canterbury Clay


 Resene Just Dance

 Resene Shabby Chic



Resene Colorwood Whitewash 

Resene Half Spanish White 

Resene Eighth Stonewashed 



## *naturally elegant*

This tonal dining room is warm and fresh with classic overtones. It's a fantastic example of how carefully layering multiple graduating neutral tones can really bring a room to life. The trick is to make sure your layers all have a similar, warm base tone so they build on each other rather than fight for attention. Texture elements add further depth to the space, which has been accomplished with the rug, dried foliage and relief wall hanging. The timber floor is finished in Resene Colorwood Whitewash to complement the natural look and feel of the rest of the space.

**Above:** Resene Half Spanish White walls are the perfect backdrop to allow the earthy tones of the accessories to come to the forefront. The sideboard is painted in Resene Eighth Stonewashed, the chairs are in Resene Napa, the neo-classical plant stand is in Resene Artisan and the plant pot is in Resene Half Spanish White.

Resene Half Spanish White



Resene Rice Cake



Resene Smitten



Resene Hive



Resene Tablelands



## *endless summer*

Spaces like this dining room and these lounges are exactly the type of schemes where warm and creamy on-trend whites really come into their own. Whites with a subtle yellow-toned base like the perennially popular Resene Half Spanish White and its other variants give a softer and more inviting finish to a room, blurring edges, and complementing other bolder shades rather than throwing up sharp contrasts. This shade in particular, which was used on the walls of this dining nook, does a great job of enhancing bold colours like deep greens and wine reds, but it also works incredibly well with graduated layers of other neutrals. Or, try it with sun-baked shades of red and orange for a light and summery feel.


Resene Rice Cake is another great option for an on-trend warm white. It's a sharp and clean yellowed white that works deliciously with strong colours. Try it with a hot pink like Resene Smitten, a vibrant yellow like Resene Hive and a leathery tan like Resene Tablelands.



**Far left:** In this toasty lounge, the back wall is painted Resene Merino, the return wall is in Resene Alabaster, the floor is in Resene White Pointer, the table is in Resene Double Bison Hide, the peg stool is in Resene Sunbaked and the artwork was created using testpots of Resene Sunbaked, Resene Raging Bull and Resene Shabby Chic.





**Left:** California cool meets the desert heat in this fun dining space. The spiciness of the Resene Sunbaked chair, pot and stool are accentuated by the creamy Resene Half Spanish White walls. The desert-sunset vibe is further enhanced by tonal layers of the peachy, sandy shades of Resene Shabby Chic and Resene Despacito. Anchor the look with a Resene Colorwood Whitewash floor to keep it grounded in nature.

- |                                                                                                             |                                                                                                            |
|-------------------------------------------------------------------------------------------------------------|------------------------------------------------------------------------------------------------------------|
|  Resene Sunbaked            |  Resene Raging Bull       |
|  Resene Shabby Chic         |  Resene Sambuca           |
|  Resene Despacito           |  Resene Alabaster         |
|  Resene Merino              |  Resene White Pointer     |
|  Resene Colorwood Whitewash |  Resene Double Bison Hide |

 *Check out the Resene Whites & Neutrals collection, available in palettes or as a fandeck, to find a whole range of neutrals from whites and off-whites through to black and near-blacks.*



**Above:** The wall in this relaxed looking lounge is painted Resene Rice Cake, the floor is in Resene Colorwood Rock Salt and the wall on the left is in Resene Crowdpleaser. Create your own DIY wall art using Resene Rice Cake, Resene Crowdpleaser, Resene Sakura and Resene Double Ash.

- |                                                                                                              |                                                                                                       |
|--------------------------------------------------------------------------------------------------------------|-------------------------------------------------------------------------------------------------------|
|  Resene Colorwood Rock Salt |  Resene Sakura       |
|  Resene Crowdpleaser      |  Resene Double Ash |



**Above:** Simple and nurturing with a strong Scandi vibe, a relaxed space like this one with walls in Resene Poured Milk can be layered up with other on-trend hues or a range of neutrals. The hooks and stool are painted Resene Napa and the DIY artwork was created using Resene Poured Milk, Resene Napa, Resene Sambuca and Resene Thumbs Up.

- |                                                                                                        |                                                                                                        |
|--------------------------------------------------------------------------------------------------------|--------------------------------------------------------------------------------------------------------|
|  Resene Poured Milk |  Resene Sambuca     |
|  Resene Napa      |  Resene Thumbs Up |