



spiced

just right

For an elemental, nature-inspired colour with a truly contemporary feel, terracotta simply can't be beat. A shade that's not quite pink and not quite brown but not exactly beige or red either, it's a somewhat difficult hue to define. Since it's generally considered to be the colour of natural clay pots, and because the colour of clay differs wildly from region to region, it's only to be expected that the word will mean different things to different people.

For the most trendy terracottas, look to Resene Sunbaked, Resene Moccasin and Resene Raging Bull. Try them with on-trend dusty pinks like Resene Just Dance and Resene Shabby Chic for a tonal look.

If a browner shade is what you're after, try Resene Desperado, Resene Redwood or Resene Hairy Heath with a soft olive such as Resene Smoothie or Resene Bubble N Squeak, a darker version like Resene Untamed or Resene Waiouru, or go for a peach like Resene Tacao.

Left: The colours in this lounge, inspired by the kimono-like pattern of the cushion, have a worldly feel – but thanks to the creative painted wall feature, it doesn't take itself too seriously. The wall is painted Resene Merino with shapes (clockwise from top right) in Resene Swiss Caramel, Resene Route 66 and Resene Indian Ink. The coffee table and pendant lamp are also in Resene Indian Ink, the sideboard is in Resene Swiss Caramel and the vases are in Resene Excalibur and Resene Route 66.

Resene
Indian ink 

-  Resene Tacao
-  Resene Cararra
-  Resene Wet N Wild
-  Resene Just Dance
-  Resene Route 66



A pop of bold blue offsets the softer desert tones in this forward-looking colour scheme. The wall is in Resene Tacao, the table top is in Resene Cararra, the plate is in Resene Wet N Wild and the vases (from left to right) are in Resene Just Dance, Resene Tacao and Resene Route 66.

- | | | |
|---|--|--|
|  Resene Sunbaked |  Resene Redwood |  Resene Excalibur |
|  Resene Moccasin |  Resene Hairy Heath |  Resene Smoothie |
|  Resene Raging Bull |  Resene Merino |  Resene Untamed |
|  Resene Shabby Chic |  Resene Swiss Caramel |  Resene Waiouru |
|  Resene Desperado |  Resene Bubble N Squeak | |







Resene Sunbaked was used on the wall and shelf in this trendy lounge, which was inspired by the tones of the desert. The stool and small plant pot are in Resene Soulful, the large pot is in Resene Shabby Chic, the small vases (on shelf) are in Resene Just Dance and the painting on the wall was created with Resene Poured Milk, Resene Shabby Chic, Resene Soulful, Resene Just Dance, Resene Sunbaked, Resene Family Tree and Resene Mother Nature.



top tip

When creating a hand-painted wall feature, it's a good idea to plan out your design first on paper and then use a pencil to draw it onto the wall before you pick up a brush.

- | | |
|--|--|
|  Resene Family Tree |  Resene Soulful |
|  Resene Mother Nature |  Resene Poured Milk |

- | | |
|--|---|
| <input type="checkbox"/> Resene Soulful | <input type="checkbox"/> Resene Cashmere |
| <input type="checkbox"/> Resene Just Dance | <input type="checkbox"/> Resene Napa |
| <input type="checkbox"/> Resene Sunbaked | <input type="checkbox"/> Resene Sambuca |
| <input type="checkbox"/> Resene Moccasin | <input type="checkbox"/> Resene Rebel |
| <input type="checkbox"/> Resene Cumin | <input type="checkbox"/> Resene Influential |

kilim cool

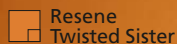
Handwoven kilim rugs by artisans from Kabul to Casablanca are particularly popular and can be used to adorn floors and walls alike. The ones in this room are all 60-90 years old, hailing from central and southwestern Afghanistan, and play off the warm terracotta walls in Resene Sunbaked and the floor in Resene Napa. Vases in Resene Soulful and Resene Moccasin rest on a woven tray in Resene Despacito sitting atop a coffee table in Resene Sambuca. The sisal side table in Resene Rebel holds a vase in Resene Just Dance. Snuggle in for a nap on an armless sofa like this one – its natural oatmeal colour lends itself well to being covered with cushions and cosy grey or caramel-coloured throws.

Left: Walls in Resene Sunbaked, floor in Resene Napa, rope side table in Resene Rebel, vases (from left to right) in Resene Just Dance, Resene Moccasin and Resene Soulful, coffee table in Resene Sambuca and woven tray in Resene Despacito.

Right: This lounge, inspired by 'old world' India, features a chai-like palette anchored by walls painted Resene Cumin (bottom half) and Resene Whiskey Sour with Resene Cashmere dry brushed over the top. Complete the look by painting your floor in Resene Sambuca.

- | |
|--|
| <input type="checkbox"/> Resene Despacito |
| <input type="checkbox"/> Resene Whiskey Sour |






Resene Twisted Sister




Resene Swiss Caramel



Resene Thumbs Up



Resene Colorwood Natural



Resene Crowdpleaser



freshly squeezed

This rich, warm dining space is a spicy and sophisticated take on classic citrus shades. The orange rear wall is in Resene Twisted Sister, a biting orange-meets-yellow, while the accessories are in softer, more muted variations like Resene Thumbs Up, Resene Moonlight, Resene Yuma and Resene Crowdpleaser. The sideboard is painted in Resene Swiss Caramel, and the chair in Resene Moccasin plays off the key colour in the artwork – resulting in a scheme that’s fresh and appealing that escapes the risk of being too ‘pretty’.

Left: Wall in Resene Twisted Sister, side wall in Resene Half Spanish White, floor in Resene Colorwood Natural, sideboard in Resene Swiss Caramel, rattan pendant light in Resene Spanish White, chair in Resene Moccasin, short round vase in Resene Thumbs Up, tall angular vase in Resene Yuma and bowl on table in Resene Crowdpleaser.

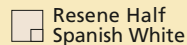
Right: Background in Resene Half Spanish White, small bowl in Resene Moonlight, round vase in Resene Thumbs Up, angular vase in Resene Yuma, A4 drawdown paint swatches in (from top) Resene Thumbs Up, Resene Moccasin, Resene Swiss Caramel and Resene Twisted Sister.



Resene Moonlight



Resene Yuma



Resene Half Spanish White

