

get creative

With the wide range of Resene paints and colours, and your imagination, it's possible to create a truly unique effect on your walls, floor, ceiling, furniture or virtually anything else.

It can be as simple as a tonal mural of hills in a fiord, a welcoming 'hello' message in your hall or take a leaf out of nature with a colourful plant mural or succulent designs of houseplants.


Right: Simple but effective word art in Resene Gordons Green on a Resene Rainee wall with Resene Alabaster skirting.

Far right top: Wall and floor in Resene Despacito (try Resene Pearl Bush). Mural painted in Resene Moccasin (try Resene Wild West), Resene Shabby Chic (try Resene Cashmere), Resene Dapper (try Resene Rodeo Drive) and Resene Artemis (try Resene Bluff).

Far right bottom: Pot plant outlines in Resene Midnight Express on a Resene Rice Cake wall above Resene Smoke Tree panelling.

 Resene Alabaster
 Resene Midnight Express



 Resene Rice Cake	 Resene Rodeo Drive	 Resene Rainee
 Resene Pearl Bush	 Resene Wild West	 Resene Bluff
 Resene Cashmere	 Resene Smoke Tree	 Resene Gordons Green



- | | | |
|---|---|--|
|  Resene Quarter Merino |  Resene Santas Grey |  Resene Bingo |
|  Resene Spindle |  Resene Mamba |  Resene Colorwood Uluru |
|  Resene Casper |  Resene Hammerhead |  Resene All Black |
|  Resene Mischka |  Resene Ivanhoe | |
|  Resene Freestyling |  Resene Gothic | |




Left: Tonal hills mural in Resene Spindle, Resene Mischka, Resene Freestyling, Resene Santas Grey, Resene Mamba, Resene Hammerhead and Resene Casper with floor in Resene Ivanhoe.

Above: Wall in Resene Gothic and Resene Quarter Merino with face-inspired mural in Resene Apache, Resene Bingo and Resene Gothic with outline in Resene All Black.

Right: This delicate toetoe mural is painted in Resene Quarter Alabaster set against a wall painted in Resene Half Joanna and flooring in Resene Colorwood Uluru.



Resene Half Joanna 



Clockwise from left: Botanic mini mural painted in Resene FX Paint Effects medium coloured with Resene Tussock, Resene Saratoga, Resene Elephant, Resene Pirate Gold, Resene Calico, Resene Cobblestone and Resene Bubble White and the background wall colour is Resene Solitude. Kennel outline in Resene Half Athens Grey and door in Resene Armadillo on Resene Coast wall with Resene Alamo and Resene Half Athens Grey paw prints. Organic shapes in Resene Soothe and Resene Haystack on a Resene Rice Cake wall with outlines in Resene Noir. Woodland mural in Resene Soulful (try Resene Tuft Bush), Resene Tulip Tree, Resene Whizz Bang, Resene Love Me Do (try Resene Cosmic), Resene Green Pea, Resene Kandinsky, Resene Envy and Resene Green Meets Blue on a Resene Half Spanish White wall.



Right: Using Resene Chelsea Gem and an artist's brush, press irregular dots onto a wall that has been painted in Resene Double Alabaster in loose scalloped patterns. The floor is Resene Merino.

Below: Wall painted in Resene Poured Milk and floor in Resene Indian Ink. Mural painted in Resene Indian Ink and Resene Sorbet (try Resene Dust Storm).

- | | | | |
|--|-------------------------|---|--------------------|
|  | Resene Half Athens Grey |  | Resene Tussock |
|  | Resene Solitude |  | Resene Pirate Gold |
|  | Resene Bubble White |  | Resene Cobblestone |
|  | Resene Soothe |  | Resene Armadillo |
|  | Resene Haystack |  | Resene Saratoga |
|  | Resene Calico |  | Resene Elephant |
|  | Resene Alamo |  | Resene Coast |



pick the right product

A coat of Resene Concrete Clear or Resene SpaceCote Clear may be applied to the finished paint effect to alter the gloss level and/or add durability to the finish.

When using Resene Walk-on to create a coloured effect on flooring, finish with Resene Concrete Wax.

A clear finish is recommended for all paint effects finishes in high contact and wear and tear areas to protect the effects finish from damage.

If painting a large scale artwork outdoors, consider using Resene Clearcoat UVS to help protect against fading or Resene Uracryl GraffitiShield to help protect against graffiti.

- | | | | |
|--|-------------------------|---|-------------------------|
|  | Resene Double Alabaster |  | Resene Tulip Tree |
|  | Resene Merino |  | Resene Chelsea Gem |
|  | Resene Rice Cake |  | Resene Whizz Bang |
|  | Resene Spanish White |  | Resene Cosmic |
|  | Resene Tuft Bush |  | Resene Green Meets Blue |
|  | Resene Kandinsky |  | Resene Indian Ink |
|  | Resene Envy |  | Resene Noir |
|  | Resene Green Pea | | |



did you know?

Resene FX Nightlight is ideal to create a luminous lunar look or add some interest at night. It's a waterborne glow-in-the-dark paint designed to shine after the lights have gone out. It's ideal for children's room and creative features.

Right: The moons are painted on the wall using a roughly coated basecoat of Resene Blue Lagoon followed by a topcoat of roughly applied Resene Alabaster then finished in Resene FX Nightlight. Colour details in Resene Sunshade, Resene Juniper and Resene Blue Lagoon.



-  Resene Blue Lagoon
-  Resene Juniper
-  Resene Sunshade




Resene Licorice

Resene Seachange

DIY art

Resene testpots are perfect as artist's paints. Try a grid of simple artworks (above right) painted in Resene All Black and hung on a Resene Licorice wall. Or these retro canvases (left) in Resene Liberty (try Resene Seachange), Resene Half Dusted Blue, Resene Bubble N Squeak (try Resene Chino), Resene Triple Sea Fog, Resene Double Pravda (try Resene Kabul) and Resene Alabaster.

-  Resene Alabaster
-  Resene Half Dusted Blue
-  Resene Kabul
-  Resene Triple Sea Fog
-  Resene Chino
-  Resene All Black

