

tailor

It's all about you.











Our homes need to speak of us. We want individuality, a bespoke approach, not just the look everyone else has. If your inner artist wants to grow wings... let it. There's no right or wrong. It's simply freedom of expression, often accomplished with just a few Resene testpots. Whether it's a feature wall, ceiling or area in a single striking colour, a colourblocked effect or a freehand painted design, saturated colour is becoming the artwork, taking centre stage on walls, floors, ceilings and furniture.

With colour choice sometimes comes a fear of getting it wrong and the temptation to play it safe. Use the choices of others as inspiration for your own, not a rulebook: it's your project, so choose your colours because they work for you.

Previous page: This stunning triangle wall is easier to achieve than it looks using Resene testpots in Resene Steam Roller, Resene Half Raven, Resene Melodic, Resene Mozart, Resene Essence, Resene Whirlwind, Resene Reflection, Resene Nauti, Resene Cruising and Resene Castaway. The sideboard drawers are in Resene Bianca.

- | | | |
|--|---|---|
|  Resene Castaway |  Resene Half Raven |  Resene Whirlwind |
|  Resene Nauti |  Resene Bianca |  Resene Reflection |
|  Resene Cruising |  Resene Essence |  Resene Steam Roller |
|  Resene Mozart |  Resene Melodic | |



-  Resene Mamba
-  Resene Hammerhead
-  Resene Casper
-  Resene Ivanhoe
-  Resene Spindle
-  Resene Mischka
-  Resene Freestyling
-  Resene Santas Grey

Left: Try a freehand mural with this tonal effect using Resene Hammerhead, Resene Mamba, Resene Freestyling, Resene Mischka, Resene Santas Grey, Resene Spindle and Resene Casper. The floor is in Resene Ivanhoe.

all you might need to make a big change is a roll of masking tape and some Resene testpots



top tip

Check out the many Resene products to make your home more interactive. There's Resene Blackboard Paint, Resene Write-on Wall Paint and Resene Magnetic Magic.

 Resene Dreamer	 Resene Get Reddy	 Resene Surfs Up	 Resene Riptide
 Resene Black White	 Resene Rice Cake	 Resene Grenadier	

Above: Paint a chalkboard with Resene Blackboard Paint in the shape of a fat-bottomed pirate ship. The wall is Resene Dreamer, the flags are in Resene Riptide, Resene Get Reddy, Resene Surfs Up and Resene Black White. The chair legs are in Resene Get Reddy and the seat is finished in Resene Aquaclear.

Left: Create a 3D effect geo plywood bedhead wall with Resene Grenadier, Resene Rice Cake and Resene Aquaclear (clear finish).