












- | | | |
|--|---|---|
|  Resene Double Biscotti |  Resene Barely There |  Resene Foggy Grey |
|  Resene Quarter Lignite |  Resene Triple Truffle |  Resene Ash |
|  Resene Double Drought |  Resene Desperado |  Resene Lodestar |

Above: Resene Double Biscotti walls, vases from left Resene Quarter Lignite, Resene Double Drought, Resene Barely There, Resene Triple Truffle, Resene Desperado. **Opposite clockwise from left:** Resene Foggy Grey walls; designed by Trinity Design. Resene Napa walls. Resene Lodestar metallic; designed by architect Fleur Ford.



middle earth


It's probably the most appealing, easiest-to-live-with part of the colour spectrum – mid-toned neutrals. Whether it's a washed sand tone, a pebble grey or stony taupe, these colours are calming, subtle and hugely versatile. You can dress them up or down, and change their look and style according to the accent colours or accessories you put with them.

These mid-range colours are so popular that Resene Tea – a complex, grown-up beige with hints of grey and green – has been in Resene's top five most popular paint colours list since it started. It has many cosy neighbours in the Resene Whites & Neutrals range: Resene Napa, Resene Akaroa, Resene Ash and Resene Truffle, just for starters.

Easy harmony

A great use of these mid-toned neutrals is to form what's called a monochromatic scheme, where one colour is used in varying strengths for a harmonious look. This is an almost-foolproof way of developing a scheme.

Here, the Resene Whites & Neutrals collection really comes into its own, as up to six strengths of the one colour are shown on the same card. So you could, for example, use Resene Half Drought for the main living area, Resene

Resene
Tea 

Double Drought for bedrooms or a second living room, and Resene Eighth Drought for the ceiling and trims. Then you could add cream or rich timber accents, furniture and accessories, or a bolder colour (red, orange, acid green) to make the colour scheme more interesting.

As you flick through the Resene Whites & Neutrals collection, you'll notice how the neutrals, especially those in the mid range, vary:

Buttery hues: from creamy gold through to dusky r wheaten tones, these colours include colours like Resene Canterbury Clay.

Biscuit brown: these have been hugely popular in the past decade for their warmth and earthiness, and include colours like Resene Napa and Resene Double Drought.

A hint of green: these colours are currently coming to the fore because they're cool, yet not cold. Try Resene Triple Ash and Resene Tana.

Shades of grey: crisp and urban, clean and cool – Resene Double Concrete and Resene Foggy Grey.

