



DIY

Festive bunting

Who doesn't like bunting? There's nothing like a fun flash of festive colour to liven up the place. We show you how to make your own sturdy wooden ones, just in time for the summer holidays.


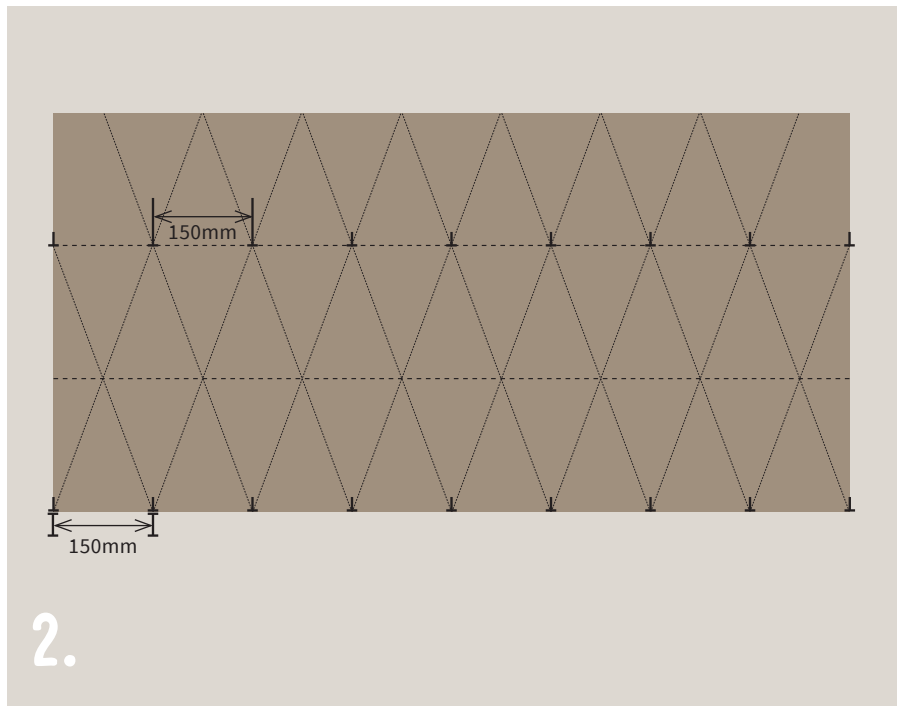

WORDS **PAUL DENMEAD** PHOTOS **NARELLE DENMEAD**



BROUGHT TO YOU BY



the paint the professionals use



You will need:

- 1200 x 600mm, 9mm thick treated plywood
- Resene Quick Dry Waterborne Primer Undercoat
- Resene testpots; two each of Resene Leap Year, Resene Fresh, Resene Time Machine, and Resene Rapture
 - 12m of 5mm sisal rope
 - Tape measure
 - Pencil
 - Straight edge
 - Saw (circular saw is best)
 - Drill with 6mm drill bit
 - Paintbrush
 - 120 grit sandpaper

STEP ONE

Draw a series of lines 200mm apart, parallel to the long edge of the plywood.

STEP TWO

Along the first long edge and second drawn line, mark at 150mm intervals. Then, join up the marks diagonally to make a pattern of triangles.

STEP THREE

Cut along the lines with the saw to make 36 triangles. Don't forget earmuffs and safety glasses if you use a circular saw.

STEP FOUR

On one triangle, mark two spots 15mm in from the short side and 20mm in from each long side. Drill a hole through each mark. This will be your template.

STEP FIVE

Form a stack of five or six triangles with your template triangle on the top and drill the holes through the entire stack, as shown. Repeat the process with the rest of the triangles until every triangle has two holes.



6.



7.



9.



8.



Top tip:
Use the short edge of one triangle as a spacing guide.

STEP SIX
Stir the Resene Quick Dry.

nine triangles of each colour. Leave to dry, sand lightly then apply another coat.

STEP SEVEN
Undercoat each of the triangles with Resene Quick Dry, then leave to dry. Sand lightly once dry.

STEP NINE
Thread the rope through the holes in the triangles. You may need to clear out paint build-up in the holes with the drill. Leave approximately 120mm of rope between each of the triangles.

STEP EIGHT
Stir the Resene testpots. Paint



the paint the professionals use

For more on paints phone 0800 RESENE (0800 737 363)
or visit your Resene ColorShop or www.resene.co.nz