

# an air of elegance

## top tip

Take your Resene wall paint colour up on to your ceiling to soften the edges of your room and create a more cocooning vibe.

## spice things up

When it comes to luxurious looks, ruby reds are among the top trending hues. Versions like Resene Persian Red, Resene Aroha and Resene Lonestar – especially when used with warm and welcoming peach and rose tones and spicy browns like Resene Dawn Glow, Resene Summer Rose, Resene Coral Tree, Resene Rebel and Resene Cinnamon – infuse a space with undeniable opulence, drama and sensuality. Pair them with sparkling Resene metallics and deliciously touchable textiles to be on the cutting edge of elegance.


**Left:** Deep wine reds are a chic choice for creating a colour drenched look, which takes tones of a single colour across all the major surfaces in a single space. Walls painted in Resene Persian Red and Resene Coral Tree and floor in Resene Rebel. Desk, stool, coffee table and rug from Ligne Roset, sofa from Bradfords Interiors, floor vase from ECC, candle and shoes from Faradays, glass from Michael Joyce, red bowl and book from Smith & Caughey's.

Resene Dawn Glow 

Resene Rebel 

Resene Lonestar 


Resene Persian Red 

 Resene Summer Rose

 Resene Coral Tree

 Resene Aroha

 Resene Cinnamon

 Trend: painted floors  
See page 40



**Above:** The trend towards dowel-clad and tambour door furniture has made its way on to walls as an interesting and contemporary idea for adding texture and tactility to a space. Wall painted in Resene Coral Tree (left) and Resene Persian Red (right) and floor in Resene Rebel. Chair and rug from Ligne Roset, table from Bradfords Interiors, lamp from ECC, vase, bowl and book from Smith & Caughey's, mug from Faradays.

Resene Cinder  
 Resene Colorwood Breathe Easy

**Below left:** When using deep or bold colours to paint your walls, ceiling and floor, keep in mind that you may need to adjust your lighting to get the moody, dramatic look that you're after. Wall and drum basket painted in Resene Lonestar and floor and vase in Resene Cinder. Chair from Good Form, rug from Baya.

**Below right:** Use a prized artwork or family heirloom as the inspiration for your Resene colour scheme to bring an elegant and unified look to the space it's displayed in. Left wall painted in Resene Twilight, right wall in Resene Zibibbo and floor finished in Resene Colorwood Breathe Easy. Bed from Good Form, bedlinen from Foxtrot Home, cushions from Città and Father Rabbit, artwork from Flotsam and Jetsam and endemicworld, rug from Baya, vases and stool from Smith & Caughey's.

Resene Coral Tree  
 Resene Persian Red  
 Resene Zibibbo




## more is more



For those who are bored with the starkness of minimalism, maximalist looks have made a big comeback. But there's a common misconception – mainly, that maximalism implies that your space needs to be filled with a lot of 'stuff'. However, maximalism is more about having lots of colour or patterns in your design. And rather than just increasing the number of possessions you own, it's more important to surround yourself with items and hues that you truly love. Whatever your style and tastes, a proper maximalist look is a well-curated one, where everything in the space has importance and meaning. It definitely helps to make a mood board, where you can see your swatches of Resene paint colours, wallpaper and curtain samples all together at once, when planning your maximalist look.



**Above:** Rich and spicy wall colours, like Resene Cinnamon, are warming and decadent choices for dining spaces. Carry your colour choice across trims, skirting boards, mantels and other architectural elements to bring a more contemporary look to traditional details. Main walls painted in Resene Cinnamon, hallway wall in Resene Twilight and floor finished in Resene Colorwood Breathe Easy. Dining table, chairs and lamp from Mr Bigglesworthy, artwork by Hey Maker Studio from endemicworld, rug from Baya, vase and jug from Flotsam and Jetsam, tableware from Father Rabbit and Smith & Caughey's, napkins from Claire Stapleton.

 Resene Indian Ink  Resene Twilight




 Resene Colorwood Bask  
 Resene Colorwood Pitch Black

**Left:** In a maximalist space stacked with treasures, dark paint colours like Resene Indian Ink can help the walls and ceiling visually recede so that your room doesn't feel as cluttered. Wall and built-in sideboard painted in Resene Indian Ink with wood top finished in Resene Colorwood Pitch Black, floor in Resene Colorwood Bask and plant pot and floor vase in Resene Athena. Armchairs, side table (right), table lamp and rug from Ligne Roset, side table (left) and pendant lamp from Snelling Studio, occasional chair from Soren Liv, books, candleholder, vases and table lamp from Tessuti, candles from Faradays, artworks by Julia Holderness, Ray Haydon, Damien Kurth and Brendan McGorry from Sanderson Gallery, curtain from James Dunlop.

## top tip

A matte or low sheen finish like Resene SpaceCote reduces glare and gives darker hues a velvety finish.

Resene  
Athena 



Resene  
Half Masala

Resene  
Gold Coast

**Left:** If you're unsure how to make the many belongings and details in your maximalist design feel connected, stick to a simple Resene colour palette of three to five hues and use Resene testpots to paint small accessories like baskets, candleholders, picture frames, vases, plant pots and more to coordinate with your scheme. Right wall in Resene Wallpaper Collection 465327, left wall, low shelving unit and tealight holder painted in Resene Half Masala, floor in Resene Triple Rice Cake, bedside table and candlesticks in Resene Teak, vase in Resene Dark Buff, DIY artwork and picture frames in Resene Dark Buff, Resene Milk Chocolate, Resene Gold Coast and Resene Half Masala, books in Resene Half Masala, Resene Teak, Resene Milk Chocolate and Resene Dark Buff and boxes in Resene Gold Coast, Resene Dark Buff and Resene Teak. Bedlinen, throw and coloured cushions from Adairs, patterned cushion from Freedom.

- Resene Kinship
- Resene Triple Rice Cake
- Resene Hindsight
- Resene Milk Chocolate
- Resene Vantage Point
- Resene Colorwood Breathe Easy
- Resene Colorwood Bask
- Resene Colorwood Pitch Black



**Below left:** Adding details like mouldings, wainscoting and panelling instantly elevate a space. Paint them in a contrasting colour to the rest of your walls – or ceiling, in the case of crown mouldings – to make them even more pronounced. Walls and built-in sideboard painted in Resene Pumice with wood top stained in Resene Colorwood Pitch Black, skirting board in Resene Rice Cake and floor finished in Resene Colorwood Bask. Sofa from Danske Møbler, bar cart from Republic, rug from Baya, coffee table, tumbler, carafe, candle, vases, trays and books from A&C Homestore, wooden bowl, artwork and ink bottle from Flotsam and Jetsam.







**Right:** Coloured furniture and décor selected – or painted – to suit your rich Resene paint and wood finish colours plays a large role in the overall impact of your space. Tonal green chairs, green coloured glass and green artwork enhance the glamour of these walls painted in Resene Vantage Point and the floor finished in Resene Colorwood Breathe Easy. Pendant lamp from Powersurge, artwork by Alan Pearson from Sanderson Gallery, chairs from Matisse, dining table and rug from Ligne Roset, glasses and décor on table from Smith & Caughey's.

- Resene Pumice
- Resene Dark Buff





**Above:** Nothing is more timeless than a black and white colour scheme, but to make it more contemporary, opt for a subtle off-white and a soft off-black instead. Not only will their subtle undertones feel extra elegant and refined, these hues will also feel less stark and thus easier to live with. Arched wall painted in Resene Kinship, timber tongue-and-groove wall finished in Resene Colorwood Breathe Easy, floor in Resene Stepping Stone and timber divider in Resene Colorwood Pitch Black. Chairs and table from Matisse, lamp from ECC.

- |                                                                                    |               |                                                                                     |                 |                                                                                     |                       |
|------------------------------------------------------------------------------------|---------------|-------------------------------------------------------------------------------------|-----------------|-------------------------------------------------------------------------------------|-----------------------|
|    | Resene Teak   |    | Resene Allspice |    | Resene Rice Cake      |
|  | Resene Outlaw |  | Resene Kia Kaha |  | Resene Stepping Stone |

**Below:** The addition of alcoves and niches has recently returned to popularity. Paint the rear wall of your alcove in a different hue than your other walls to bring attention to it – particularly if you will be using the area to display artwork. Arched wall, inner arch and upper right wall painted in Resene Outlaw, back alcove wall in Resene Kia Kaha, shelf in Resene Allspice, floor in Resene Colorwood Bask and lower right wall in Resene Outlaw with Resene FX Paint Effects Medium mixed with Resene Hindsight applied on top. Dining table, chairs and buffet from Bradfords Interiors, pendant lamp from Good Form, tableware from Michael Joyce, vase from Ligne Roset, brass tray and bookstand from Powersurge, soapstone vessel and candle from ECC, book from Tessuti, jumper from Faradays.





 Resene Cloudy

**Left:** Cultivate a curated look with a worldly floral wallpaper design from the Resene Wallpaper Collection. Then, display neoclassical-style artifacts on plinths to support a gallery or museum-inspired vibe. Wall in Resene Wallpaper Collection E307343.

## well curated

If you have lots of artwork or well-travelled treasures to display, designing your space to suit these precious belongings can bring an air of museum-esque elegance to your home. Timeless neoclassical details have also recently come back into vogue, such as Grecian-style amphora vases, busts and marble accessories, which can be incorporated to create a look that's rooted in longevity. Shapely, freeform pottery objects also continue to be popular accessories and their surfaces are excellent candidates for bringing popular accent colours to round out the colour palette in a space. Pair these with romantic floral designs from the Resene Wallpaper Collection for a space that screams old-world sophistication.

**Right:** A little shimmer sets this space apart from an everyday neutral room. Wall painted in Resene Half Blanc, floor in Resene Eighth Blanc, side table in Resene Eighth Blanc with Resene FX Paint Effects Medium mixed with Resene Blanc and Resene Double Blanc applied on top, plant pot in Resene Blanc, vase in Resene Triple Blanc and DIY artwork in Resene Eighth Blanc with frame in Resene Double Blanc and 'pearls' topcoated in Resene FX Pearl Shimmer. Resene Echelon Curtain in Earth from the Resene Curtain Collection, chairs and rug from Danske Møbler, coffee table from Soren Liv, lamp from Lighting Plus, cushion and throw from Furtex, clam shell bowl from Father Rabbit.















## sparkle and shine

Metallic or pearlescent details are synonymous with luxury. Resene FX Metallic paint colours and Resene FX Pearl Shimmer can be applied to furniture, lampshades, vases, plant pots, architectural details and more to bring glittering glamour to your home. A dated op shop find can become a dazzling addition to your décor in a matter of hours. Add some sparkle to an item you already own or create a unique DIY artwork to shimmer up your space. Make sure you use the recommended Resene base colour for your Resene FX Metallic finish – which is marked on the colour chart.



**Left:** A shimmering headboard, side table, artwork and décor created with Resene FX Metallic paint makes for a uniquely glamorous bedroom. Wall painted in Resene Cloud, floor in Resene Half Cloud, pendant lamp in Resene Half Gravel, headboard shelf, DIY textured artwork and ball ornament in Resene FX Metallic Pure Pewter over Resene Chicago, bedside table and tall vase in Resene FX Metallic Proton over Resene Copyrite, bowl in Resene Cloudy and DIY wooden candlesticks in Resene Copyrite and Resene FX Metallic Pure Pewter. Bedlinen from Adairs, cushions from Freedom, taper candles from Superette, pewter flowers from Flux Boutique.

-  Resene Half Cloud
-  Resene Eighth Blanc
-  Resene Half Blanc
-  Resene Blanc
-  Resene Double Blanc
-  Resene Triple Blanc
-  Resene Cloud
-  Resene Copyrite
-  Resene Proton
-  Resene Pure Pewter
-  Resene Half Gravel
-  Resene Chicago